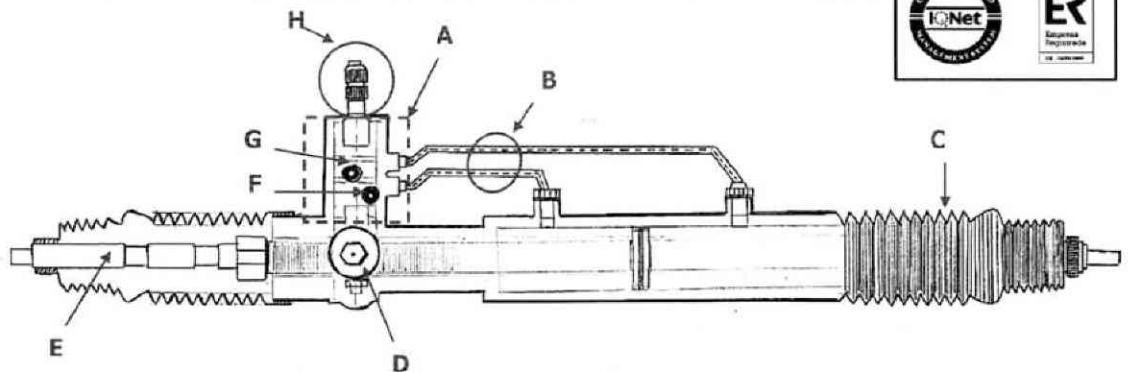






DIRECCIONES ASISTIDAS, MECÁNICAS



		
A	DISTRIBUIDOR, ALOJAMIENTO PIÑÓN	DISTRIBUTEUR, LOGEMENT PIGNON
B	TUBOS DIRECCIÓN	TUYAUX DIRECTION
C	FUELLE	SOUFFLET
D	TETÓN	PIÈCE POUR REGLAGE CREMAILLÈRE
E	RÓTULA AXIAL, TERMINAL	AXIALE
F	RACOR RETORNO DEPÓSITO	RACCORD SORTIE
G	RACOR PRESIÓN BOMBA	RACCORD RENTRÉE PRESSION
H	PIÑÓN	PIGNON

**DIRECCIONES ASISTIDAS**

*DIRECTION ASSISTÉE / POWER STEERING RACKS*

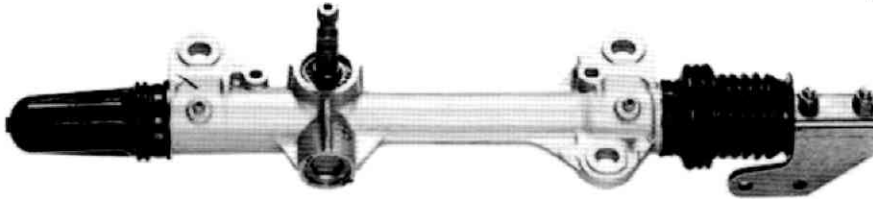
SUSPENSION, DIRECCION Y TRANSMISION / SUSPENSION, TRANSMISION ET DIRECTION / SUSPENSION, TRANSMISSION AND STEERING

**CITROËN**




**X02.16.4200** Adaptable a: **AX (ZA-)**

MANUAL




- LONG. TOTAL (TERM-TERM) [MM]: 493

- ALTURA PIÑÓN-CARCASA [MM]: 60




**X01.16.2595** Adaptable a: **BERLINGO (M\_)**

HIDRÁULICO




- RACORES CONEXIÓN A LA BOMBA DESCRIP.: TUBOS ROSCADOS  
- PIÑÓN DIRECCIÓN DESCR.: PLANOS PARALELOS

- LONG. TOTAL (TERM-TERM) [MM]: 1170  
- NO CONFUNDIR CON: 01162585; 01162600; 01162610; 01641402




**X01.16.2600** Adaptable a: **BERLINGO (M\_)**

HIDRÁULICO



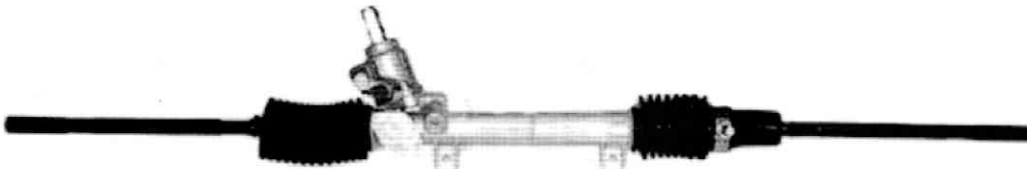
- RACORES CONEXIÓN A LA BOMBA DESCRIP.: TUBOS ROSCADOS  
- PIÑÓN DIRECCIÓN DESCR.: ESTRIADO

- LONG. TOTAL (TERM-TERM) [MM]: 1170  
- NO CONFUNDIR CON: 01162585; 01162595; 01162610




**X01.16.2610** Adaptable a: **BERLINGO (M\_)**

HIDRÁULICO



- RACORES CONEXIÓN A LA BOMBA DESCRIP.: TUBOS A PRESION  
- PIÑÓN DIRECCIÓN DESCR.: PLANOS PARALELOS  
- NO CONFUNDIR CON: 01162585; 01162595; 01162600; 01162611

- LONG. TOTAL (TERM-TERM) [MM]: 1165  
- ALTURA PIÑÓN-CARCASA [MM]: 46



DIRECCIONES ASISTIDAS



DIRECTION ASSISTÉE / POWER STEERING RACKS

**CITROËN**



**X01.16.2611** Adaptable a: BERLINGO (M\_)

HIDRÁULICO




- RACORES CONEXIÓN A LA BOMBA DESCR.: TUBOS A PRESION
- PIÑÓN DIRECCIÓN DESCR.: PLANOS PARALELOS
- NO CONFUNDIR CON: 01162585; 01162595; 01162600; 01162610

- LONG. TOTAL (TERM-TERM) [MM]: 1170
- ALTURA PIÑÓN-CARCASA [MM]: 41

**X01.64.1402** Adaptable a: BERLINGO (M\_)

HIDRÁULICO




- RACORES CONEXIÓN A LA BOMBA DESCR.: TUBOS ROSCADOS
- PIÑÓN DIRECCIÓN DESCR.: LISO

- LONG. TOTAL (TERM-TERM) [MM]: 1170
- NO CONFUNDIR CON: 01641400, 01162595

**X02.16.5400** Adaptable a: BERLINGO (M\_)


MANUAL



- PIÑÓN DIRECCIÓN DESCR.: PLANOS PARALELOS

**X01.16.1500** Adaptable a: BX (XB-\_)

HIDRÁULICO



- DISTRIBUIDOR (VÁLVULA) DESCR.: ALUMINIO

- TERMINALES DESCR.: HEMBRA: 255MM

**DIRECCIONES ASISTIDAS**


*DIRECTION ASSISTÉE / POWER STEERING RACKS*

**CITROËN**




**X01.16.1505** Adaptable a: **BX (XB-\_)**

HIDRÁULICO




- DISTRIBUIDOR (VÁLVULA) DESCR.: ALUMINIO  
- NO CONFUNDIR CON: 01161500

- TERMINALES DESCR.: HEMBRA: 120 MM




**X01.16.1510** Adaptable a: **BX (XB-\_)**

HIDRÁULICO




- DISTRIBUIDOR (VÁLVULA) DESCR.: HIERRO

- TERMINALES DESCR.: MACHO




**X02.16.4500** Adaptable a: **BX (XB-\_)**

MANUAL




- CARCASA: CON BRIDA DE HIERRO




**X02.16.4510** Adaptable a: **BX (XB-\_)**

MANUAL




- TERMINALES DESCR.: MACHO




**X02.16.4520** Adaptable a: **BX (XB-\_)**

MANUAL



- TERMINALES DESCR.: HEMBRA

- LONG. TOTAL (TERM-TERM) [MM]: 920



DIRECCIONES ASISTIDAS


DIRECTION ASSISTÉE / POWER STEERING RACKS

CITROËN



**X02.16.4530** Adaptable a: **BX (XB-\_)**

MANUAL





- TERMINALES DESCR : HEMBRA

- LONG. TOTAL (TERM-TERM) [MM]: 1200

**X01.16.1210** Adaptable a: **C15 (VD-\_)**


HIDRÁULICO



- LONG. TOTAL (TERM-TERM) [MM]: 1130

**X02.16.4650** Adaptable a: **C15 (VD-\_)**

MANUAL



- PIÑÓN DIRECCIÓN DESCR.: ESTRIADO

- LONG. TOTAL (TERM-TERM) [MM]: 1025

**X02.16.4700** Adaptable a: **C15 (VD-\_)**

MANUAL



- PIÑÓN DIRECCIÓN DESCR.: PLANOS PARALELOS

**X02.64.4625** Adaptable a: **C15 (VD-\_)**

MANUAL



- PIÑÓN DIRECCIÓN DESCR.: ESTRIADO

**DIRECCIONES ASISTIDAS**

*DIRECTION ASSISTÉE / POWER STEERING RACKS*


SUSPENSION, DIRECCION Y TRANSMISION / SUSPENSION, TRANSMISION ET DIRECTION / SUSPENSION, TRANSMISSION AND STEERING

**CITROËN**





**X02.26.4900** Adaptable a: **C25**

MANUAL



**X01.26.2002** Adaptable a: **C25** 12/90-

HIDRÁULICO  
TRW





- TUBOS HIDRÁULICOS: INSERCIÓN EN CARCASA ATRÁS

- NO CONFUNDIR CON: 01262000

**X01.26.2000** Adaptable a: **C25** -12/90

HIDRÁULICO  
TRW


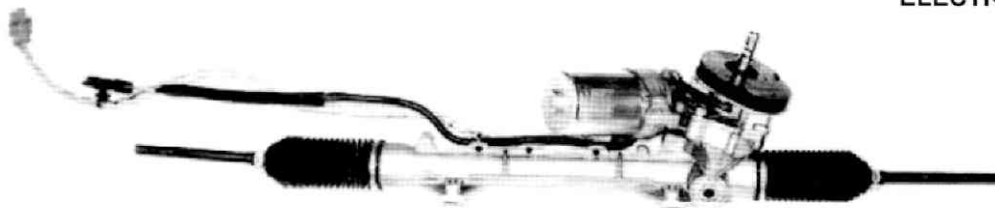


- TUBOS HIDRÁULICOS: INSERCIÓN EN CARCASA ARRIBA

- NO CONFUNDIR CON: 01262002

**X06.16.1560** Adaptable a: **C3**

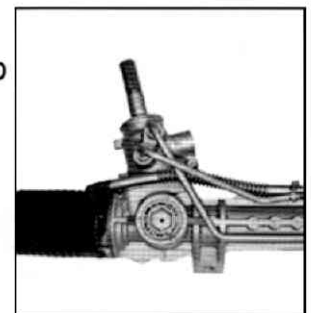
ELÉCTRICO



- PIÑÓN DIRECCIÓN DESCR.: PLANOS PARALELOS

**X01.16.1580** Adaptable a: **C4**

HIDRÁULICO



DIRECCIONES ASISTIDAS

DIRECTION ASSISTÉE / POWER STEERING RACKS

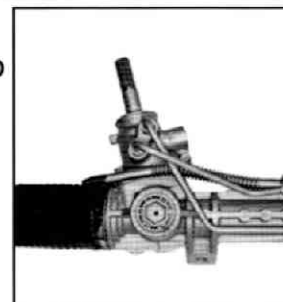
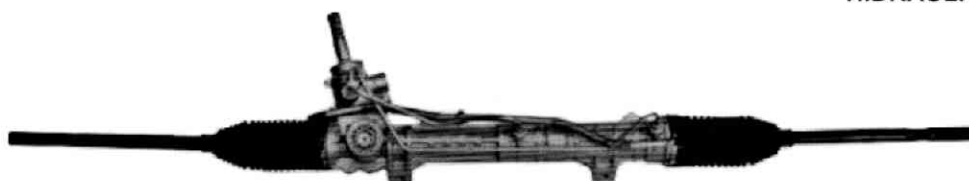
**CITROËN**



SUSPENSION, DIRECCION Y TRANSMISION / SUSPENSION, TRANSMISSION ET DIRECTION / SUSPENSION, TRANSMISSION AND STEERING

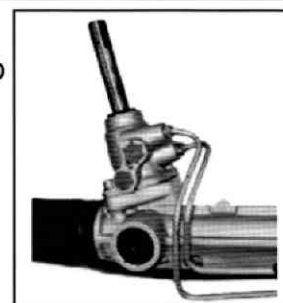

**X01.16.1580** Adaptable a: **C4 Picasso**

HIDRÁULICO



**X01.16.1600** Adaptable a: **C5**

HIDRÁULICO


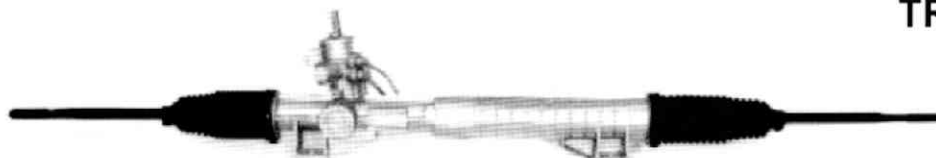


- RACORES CONEXIÓN A LA BOMBA DESCR.: TUBOS A PRESION

- PIÑÓN DIRECCIÓN DESCR.: PLANOS PARALELOS

**X01.16.1700** Adaptable a: **C8**


HIDRÁULICO  
TRW



- TUBOS HIDRÁULICOS: CONEXIÓN CON TORNILLO Y ARANDELA

**X01.16.2010** Adaptable a: **EVASION (22, U6)**

HIDRÁULICO  
TRW



- TUBOS HIDRÁULICOS: CONEXIÓN CON RACOR

- ALTURA PIÑÓN-CARCASA (MM): 45


- NO CONFUNDIR CON: 01161700

- PIÑÓN DIRECCIÓN DESCR.: PLANOS PARALELOS

- FIJAC. DIRECCIÓN A CARR. DESCRIP.: ROSCA SOPORTES M14X1,5

**X02.16.4800** Adaptable a: **EVASION (22, U6)**

MANUAL  
TRW




**DIRECCIONES ASISTIDAS**

*DIRECTION ASSISTÉE / POWER STEERING RACKS*


SUSPENSION, DIRECCION Y TRANSMISION / SUSPENSION, TRANSMISION ET DIRECTION / SUSPENSION, TRANSMISSION AND STEERING



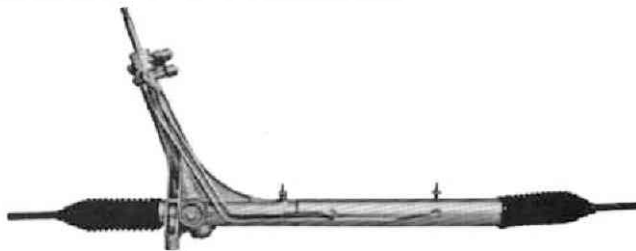
**X02.16.4950** Adaptable a: **GS**



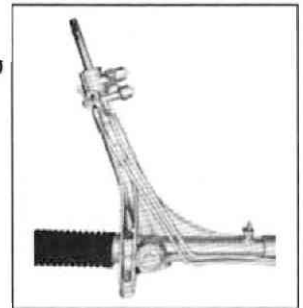
MANUAL



**X01.26.2022** Adaptable a: **JUMPER**




HIDRÁULICO



**X01.26.2015** Adaptable a: **JUMPER (230P)**



HIDRÁULICO  
TRW




- PIÑÓN DIRECCIÓN DESCR.: ESTRIADO  
- NO CONFUNDIR CON: 01262017

- FIJAC. DIRECCIÓN A CARR. DESCRIP.: ROSCA SOPORTES M12X1,25

**X01.26.2017** Adaptable a: **JUMPER (230P)**



HIDRÁULICO  
TRW




- PIÑÓN DIRECCIÓN DESCR.: ESTRIADO  
- NO CONFUNDIR CON: 01262015

- FIJAC. DIRECCIÓN A CARR. DESCRIP.: ROSCA SOPORTES M14X1,5

**X02.16.5000** Adaptable a: **JUMPER (230P)**



MANUAL





DIRECCIONES ASISTIDAS


DIRECTION ASSISTÉE / POWER STEERING RACKS

CITROËN



**X01.26.2019** Adaptable a: **JUMPER (244)**

HIDRÁULICO  
TRW




- PIÑÓN DIRECCIÓN DESCR.: 22 ESTRÍAS  
- NO CONFUNDIR CON: 01262015, 01262017

- FIJAC. DIRECCIÓN A CARR. DESCRIP.: ROSCA SOPORTES M14X1,5

**X01.16.2010** Adaptable a: **JUMPY**

HIDRÁULICO  
TRW



- TUBOS HIDRÁULICOS: CONEXIÓN CON RACOR  
- ALTURA PIÑÓN-CARCASA (MM): 45  
- NO CONFUNDIR CON: 01161700

- PIÑÓN DIRECCIÓN DESCR.: PLANOS PARALELOS  
- FIJAC. DIRECCIÓN A CARR. DESCRIP.: ROSCA SOPORTES M14X1,5

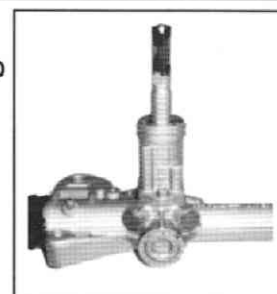

**X02.16.4800** Adaptable a: **JUMPY**

MANUAL  
TRW



**X01.16.2300** Adaptable a: **SAXO (S0, S1)**

HIDRÁULICO





- CARCASA: ROTULA-CREMALLERA CON 1 TORNILLO

- NO CONFUNDIR CON: 01641100

**X01.64.1100** Adaptable a: **SAXO (S0, S1)**

HIDRÁULICO



- CARCASA: ROTULA-CREMALLERA CON 2 TORNILLOS

- NO CONFUNDIR CON: 01162300



**DIRECCIONES ASISTIDAS**

*DIRECTION ASSISTÉE / POWER STEERING RACKS*



**X02.16.5200** Adaptable a: **SAXO (S0, S1)**



MANUAL



- CARCASA : ROTULA-CREMALLERA CON 1 TORNILLO

**X02.64.5190** Adaptable a: **SAXO (S0, S1)**



MANUAL



- CARCASA : ROTULA-CREMALLERA CON 2 TORNILLOS

**X02.16.4650** Adaptable a: **VISA**

MANUAL




- PIÑÓN DIRECCIÓN DESCR.: ESTRIADO

- LONG. TOTAL (TERM-TERM) [MM]: 1025

**X02.16.4700** Adaptable a: **VISA**



MANUAL



- PIÑÓN DIRECCIÓN DESCR.: PLANOS PARALELOS

**X02.16.5370** Adaptable a: **VISA**

MANUAL



- CREMALLERA DESCR.: M10

DIRECCIONES ASISTIDAS

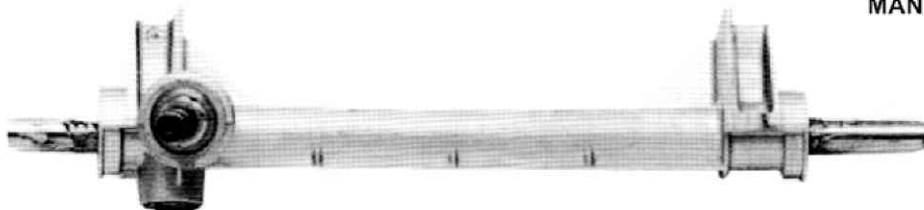
DIRECTION ASSISTÉE / POWER STEERING RACKS

**CITROËN**



**X02.16.5380** Adaptable a: **VISA**

MANUAL



- CREMALLERA DESCR.: M12

**X02.16.5390** Adaptable a: **VISA**

MANUAL



- TERMINALES DESCR.: CON AXIALES

**X02.64.4625** Adaptable a: **VISA**

MANUAL



- PIÑÓN DIRECCIÓN DESCR.: ESTRIADO

**X01.16.2485** Adaptable a: **XANTIA (X1) (X2)**

HIDRÁULICO




- CARCASA: SIN SOPORTE CENTRAL PARA CILINDRO DE ASISTENCIA  
- TERMINALES DESCR.: M14X1,50

- LONG. TOTAL (TERM-TERM) [MM]: 1210  
- NO CONFUNDIR CON: 01162490; 01162495; 01162500


**X01.16.2490** Adaptable a: **XANTIA (X1) (X2)**

HIDRÁULICO



- CARCASA: SIN SOPORTE CENTRAL PARA CILINDRO DE ASISTENCIA  
- NO CONFUNDIR CON: 01162485; 01162495; 01162500

- TERMINALES DESCR.: M16X1,50



DIRECCIONES ASISTIDAS

DIRECTION ASSISTÉE / POWER STEERING RACKS


SUSPENSION, DIRECCION Y TRANSMISION / SUSPENSION, TRANSMISION ET DIRECTION / SUSPENSION, TRANSMISION AND STEERING

CITROËN



**X01.16.2495** Adaptable a: **XANTIA (X1) (X2)**

HIDRÁULICO



- CARCASA.: CON SOPORTE CENTRAL PARA CILINDRO DE ASISTENCIA
- TERMINALES DESCR. : M14X1,50

- TERMINALES DESCR. : HEMBRA
- NO CONFUNDIR CON: 01162485; 01162490; 01162500

**X01.16.2500** Adaptable a: **XANTIA (X1) (X2)**

HIDRÁULICO



- CARCASA.: CON SOPORTE CENTRAL PARA CILINDRO DE ASISTENCIA
- TERMINALES DESCR. : M16X1,50

- TERMINALES DESCR. : HEMBRA
- NO CONFUNDIR CON: 01162485; 01162490; 01162495

**X01.16.2545** Adaptable a: **XM (Y3)**

HIDRÁULICO



- TUBOS HIDRÁULICOS: ROSCA AGUJERO RETORNO Ø12 MM
- RACORES ENTRADA ACEITE: M12X1,25

- TERMINALES DESCR. : M14X1,50
- NO CONFUNDIR CON: 01162550; 01162555; 01162560

**X01.16.2550** Adaptable a: **XM (Y4)**

HIDRÁULICO



- TUBOS HIDRÁULICOS: ROSCA AGUJERO RETORNO Ø12 MM
- RACORES ENTRADA ACEITE: M12X1,25

- TERMINALES DESCR. : M16X1,50
- NO CONFUNDIR CON: 01162545; 01162555; 01162560

DIRECCIONES ASISTIDAS

DIRECTION ASSISTÉE / POWER STEERING RACKS

**CITROËN**



**X01.16.2555** Adaptable a: **XM (Y4)**

HIDRÁULICO



- TUBOS HIDRÁULICOS: ROSCA AGUJERO DE RETORNO 14 MM
- RACORES ENTRADA ACEITE: M14X1,50

- TERMINALES DESCR. : M14X1,50
- NO CONFUNDIR CON: 01162545; 01162550; 01162560

**X01.16.2560** Adaptable a: **XM (Y4)**

HIDRÁULICO




- TUBOS HIDRÁULICOS: ROSCA AGUJERO DE RETORNO 14 MM
- TERMINALES DESCR. : M16X1,50

- LONG. TOTAL (TERM-TERM) [MM]: 1238
- NO CONFUNDIR CON: 01162545; 01162550; 01162555

**X01.16.2585** Adaptable a: **XSARA**  
= 01641400

HIDRÁULICO




- LONG. TOTAL (TERM-TERM) [MM]: 1205
- NO CONFUNDIR CON: 01162595; 01162600; 01162610

- PIÑÓN DIRECCIÓN DESCR.: PLANOS PARALELOS

**X01.16.2595** Adaptable a: **XSARA**


HIDRÁULICO



- RACORES CONEXIÓN A LA BOMBA DESCRIP.: TUBOS ROSCADOS
- PIÑÓN DIRECCIÓN DESCR.: PLANOS PARALELOS

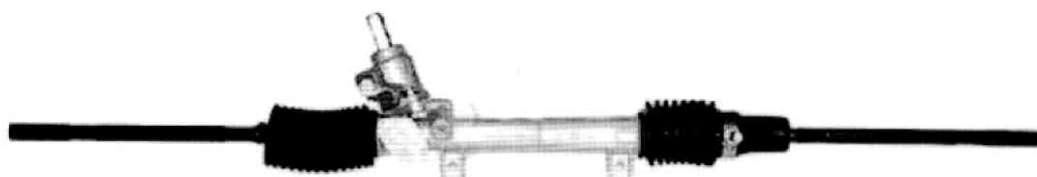
- LONG. TOTAL (TERM-TERM) [MM]: 1170
- NO CONFUNDIR CON: 01162585; 01162600; 01162610; 01641402

**DIRECCIONES ASISTIDAS**
**DIRECTION ASSISTÉE / POWER STEERING RACKS**
**CITROËN**

**X01.16.2600** *Adaptable a:* **XSARA**
**HIDRÁULICO**



- RACORES CONEXIÓN A LA BOMBA DESCRIP.: TUBOS ROSCADOS
- PIÑÓN DIRECCIÓN DESCR.: ESTRIADO

- LONG. TOTAL (TERM-TERM) [MM]: 1170
- NO CONFUNDIR CON: 01162585; 01162595; 01162610

**X01.16.2610** *Adaptable a:* **XSARA**
**HIDRÁULICO**




- RACORES CONEXIÓN A LA BOMBA DESCRIP.: TUBOS A PRESION
- PIÑÓN DIRECCIÓN DESCR.: PLANOS PARALELOS
- NO CONFUNDIR CON: 01162585; 01162595; 01162600; 01162611

- LONG. TOTAL (TERM-TERM) [MM]: 1165
- ALTURA PIÑÓN-CARCASA [MM]: 46


**X01.16.2611** *Adaptable a:* **XSARA**
**HIDRÁULICO**


- RACORES CONEXIÓN A LA BOMBA DESCRIP.: TUBOS A PRESION
- PIÑÓN DIRECCIÓN DESCR.: PLANOS PARALELOS
- NO CONFUNDIR CON: 01162585; 01162595; 01162600; 01162610

- LONG. TOTAL (TERM-TERM) [MM]: 1170
- ALTURA PIÑÓN-CARCASA [MM]: 41


**X01.16.2590** *Adaptable a:* **XSARA PICASSO (N68)**
**HIDRÁULICO**


- CARCASA.: CON SOPORTE AMORT 90 GRADOS
- LONG. TOTAL (TERM-TERM) [MM]: 1170
- NO CONFUNDIR CON: 01162593

- RACORES CONEXIÓN A LA BOMBA DESCRIP.: TUBOS ROSCADOS
- TERMINALES DESCR.: HEXAGONALES



DIRECCIONES ASISTIDAS



DIRECTION ASSISTÉE / POWER STEERING RACKS

CITROËN



**X01.16.2593** Adaptable a: **XSARA PICASSO (N68)**

HIDRÁULICO


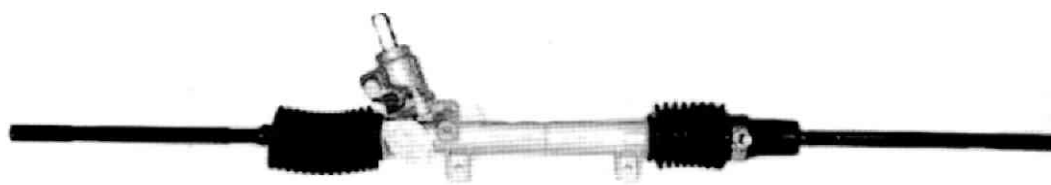


- CARCASA.: CON SOPORTE AMORT 90 GRADOS
- LONG. TOTAL (TERM-TERM) [MM]: 1170
- NO CONFUNDIR CON: 01162590

- RACORES CONEXIÓN A LA BOMBA DESCRIP.: TUBOS A PRESION
- TERMINALES DESCR. : HEXAGONALES

**X01.16.2610** Adaptable a: **XSARA PICASSO (N68)**

HIDRÁULICO


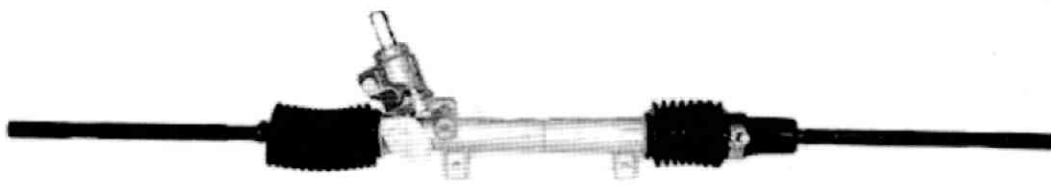


- RACORES CONEXIÓN A LA BOMBA DESCRIP.: TUBOS A PRESION
- PIÑÓN DIRECCIÓN DESCR.: PLANOS PARALELOS
- NO CONFUNDIR CON: 01162585; 01162595; 01162600; 01162611

- LONG. TOTAL (TERM-TERM) [MM]: 1165
- ALTURA PIÑÓN-CARCASA [MM]: 46

**X01.16.2611** Adaptable a: **XSARA PICASSO (N68)**

HIDRÁULICO


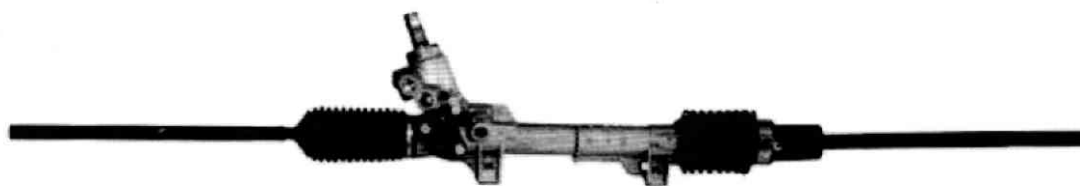


- RACORES CONEXIÓN A LA BOMBA DESCRIP.: TUBOS A PRESION
- PIÑÓN DIRECCIÓN DESCR.: PLANOS PARALELOS
- NO CONFUNDIR CON: 01162585; 01162595; 01162600; 01162610

- LONG. TOTAL (TERM-TERM) [MM]: 1170
- ALTURA PIÑÓN-CARCASA [MM]: 41

**X01.16.2595** Adaptable a: **ZX (N2)**

HIDRÁULICO



- RACORES CONEXIÓN A LA BOMBA DESCRIP.: TUBOS ROSCADOS
- PIÑÓN DIRECCIÓN DESCR.: PLANOS PARALELOS

- LONG. TOTAL (TERM-TERM) [MM]: 1170
- NO CONFUNDIR CON: 01162585; 01162600; 01162610; 01641402

DIRECCIONES ASISTIDAS

DIRECTION ASSISTÉE / POWER STEERING RACKS


SUSPENSION, DIRECCION Y TRANSMISION / SUSPENSION, TRANSMISION ET DIRECTION / SUSPENSION, TRANSMISSION AND STEERING

CITROËN



**X01.16.2600** Adaptable a: ZX (N2)

HIDRÁULICO



- RACORES CONEXIÓN A LA BOMBA DESCRIP.: TUBOS ROSCADOS
- PIÑÓN DIRECCIÓN DESCR.: ESTRIADO

- LONG. TOTAL (TERM-TERM) [MM]: 1170
- NO CONFUNDIR CON: 01162585; 01162595; 01162610

**X01.64.1402** Adaptable a: ZX (N2)

HIDRÁULICO



- RACORES CONEXIÓN A LA BOMBA DESCRIP.: TUBOS ROSCADOS
- PIÑÓN DIRECCIÓN DESCR.: LISO

- LONG. TOTAL (TERM-TERM) [MM]: 1170
- NO CONFUNDIR CON: 01641400, 01162595

**X02.16.5400** Adaptable a: ZX (N2)

MANUAL



- PIÑÓN DIRECCIÓN DESCR.: PLANOS PARALELOS



DIRECCIONES ASISTIDAS


DIRECTION ASSISTÉE / POWER STEERING RACKS

**PEUGEOT**



**X02.16.5390** Adaptable a: 104



MANUAL



- TERMINALES DESCR. : CON AXIALES

**X02.64.5380** Adaptable a: 104


MANUAL



- TERMINALES DESCR. : CON SILENTBLOCKS

**X02.70.0650** Adaptable a: 104



MANUAL



- TERMINALES DESCR. : CON AXIALES Y FUELLES

**X01.16.2300** Adaptable a: 106

HIDRÁULICO

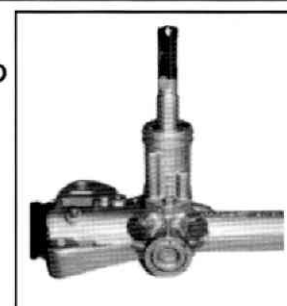



- CARCASA.: ROTULA-CREMALLERA CON 1 TORNILLO

- NO CONFUNDIR CON: 01641100

**X01.64.1100** Adaptable a: 106

HIDRÁULICO



- CARCASA.: ROTULA-CREMALLERA CON 2 TORNILLOS

- NO CONFUNDIR CON: 01162300

**DIRECCIONES ASISTIDAS**

*DIRECTION ASSISTÉE / POWER STEERING RACKS*

SUSPENSION, DIRECCION Y TRANSMISION / SUSPENSION, TRANSMISION ET DIRECTION / SUSPENSION, TRANSMISSION AND STEERING

**PEUGEOT**




**X02.16.5200** Adaptable a: 106

MANUAL




- CARCASA.: ROTULA-CREMALLERA CON 1 TORNILLO




**X02.64.5190** Adaptable a: 106

MANUAL





- CARCASA.: ROTULA-CREMALLERA CON 2 TORNILLOS



**X02.64.4550** Adaptable a: 204

MANUAL




**X01.64.1200** Adaptable a: 205

HIDRÁULICO



- LONG. TOTAL (TERM-TERM) [MM]: 1135

- PIÑÓN DIRECCIÓN DESCR.: ESTRIADO




**X02.16.4700** Adaptable a: 205

MANUAL



- PIÑÓN DIRECCIÓN DESCR.: PLANOS PARALELOS



DIRECCIONES ASISTIDAS


DIRECTION ASSISTÉE / POWER STEERING RACKS

PEUGEOT



**X02.64.4625** Adaptable a: 205


MANUAL



- PIÑÓN DIRECCIÓN DESCR.: ESTRIADO

**X01.64.1300** Adaptable a: 206



HIDRÁULICO



- RACORES CONEXIÓN A LA BOMBA DESCRIP.: TUBOS A PRESION



**X02.64.4550** Adaptable a: 304

MANUAL



**X02.64.4725** Adaptable a: 304


MANUAL



- TERMINALES DESCR. : CON SILENTBLOCKS

**X02.64.4730** Adaptable a: 304

MANUAL



- TERMINALES DESCR. : CON AXIALES

**DIRECCIONES ASISTIDAS**


*DIRECTION ASSISTÉE / POWER STEERING RACKS*

**PEUGEOT**



**X02.64.4725** Adaptable a: 305


MANUAL



- TERMINALES DESCR. : CON SILENTBLOCKS

**X02.64.4730** Adaptable a: 305


MANUAL



- TERMINALES DESCR. : CON AXIALES

**X02.64.4735** Adaptable a: 305

MANUAL





- TERMINALES DESCR. : CON AXIALES

**X01.64.1400** Adaptable a: 306

= 01162585

HIDRÁULICO




- LONG. TOTAL (TERM-TERM) [MM]: 1205  
- NO CONFUNDIR CON: 01641402

- PIÑÓN DIRECCIÓN DESCR.: LISO

**X01.64.1402** Adaptable a: 306

HIDRÁULICO



- RACORES CONEXIÓN A LA BOMBA DESCRIP.: TUBOS ROSCADOS  
- PIÑÓN DIRECCIÓN DESCR.: LISO

- LONG. TOTAL (TERM-TERM) [MM]: 1170  
- NO CONFUNDIR CON: 01641400, 01162595

DIRECCIONES ASISTIDAS


DIRECTION ASSISTÉE / POWER STEERING RACKS

PEUGEOT




**X02.64.4740** Adaptable a: 306

MANUAL



**X01.64.1410** Adaptable a: 307

HIDRÁULICO




- RACORES CONEXIÓN A LA BOMBA DESCR.: TUBOS A PRESION

- NO CONFUNDIR CON: 01641460

**X01.64.1200** Adaptable a: 309

HIDRÁULICO




- LONG. TOTAL (TERM-TERM) [MM]: 1135

- PIÑÓN DIRECCIÓN DESCR.: ESTRIADO

**X02.16.4700** Adaptable a: 309


MANUAL



- PIÑÓN DIRECCIÓN DESCR.: PLANOS PARALELOS

**X02.64.4625** Adaptable a: 309

MANUAL



- PIÑÓN DIRECCIÓN DESCR.: ESTRIADO

DIRECCIONES ASISTIDAS

DIRECTION ASSISTÉE / POWER STEERING RACKS

SUSPENSION, DIRECCION Y TRANSMISION / SUSPENSION, TRANSMISION ET DIRECTION / SUSPENSION, TRANSMISSION AND STEERING

PEUGEOT




**X02.64.4760** Adaptable a: 404

MANUAL




- TERMINALES DESCR.: CON SILENTBLOCKS




**X01.64.1450** Adaptable a: 405

HIDRÁULICO




- FIJAC. DIRECCIÓN A CARR. DESCRIP.: AGUJERO SOPORTES Ø 10 MM

- NO CONFUNDIR CON: 01641450




**X01.64.1460** Adaptable a: 405

HIDRÁULICO





- FIJAC. DIRECCIÓN A CARR. DESCRIP.: AGUJERO SOPORTES Ø 12 MM





**X02.64.4770** Adaptable a: 405

MANUAL



**X01.64.1550** Adaptable a: 406

HIDRÁULICO



DIRECCIONES ASISTIDAS


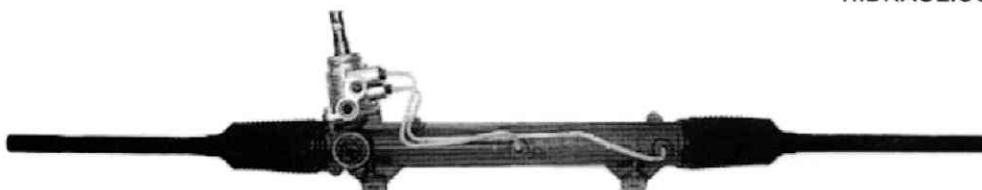
DIRECTION ASSISTÉE / POWER STEERING RACKS

PEUGEOT



**X01.64.1560** Adaptable a: 406


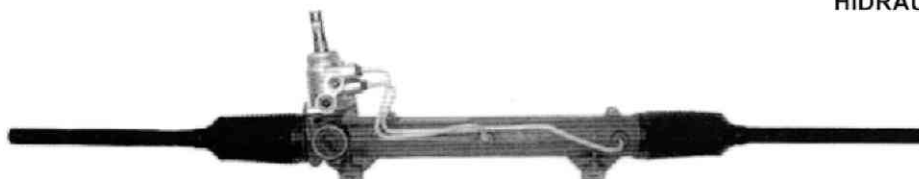
HIDRÁULICO



- RACORES CONEXIÓN A LA BOMBA DESCRIP.: TUBOS ROSCADOS

**X01.64.1570** Adaptable a: 406



HIDRÁULICO



- RACORES CONEXIÓN A LA BOMBA DESCRIP.: TUBOS A PRESION

**X01.64.1580** Adaptable a: 406


HIDRÁULICO  
ZF



- SERVOTRONIC: SI

**X01.64.1587** Adaptable a: 407


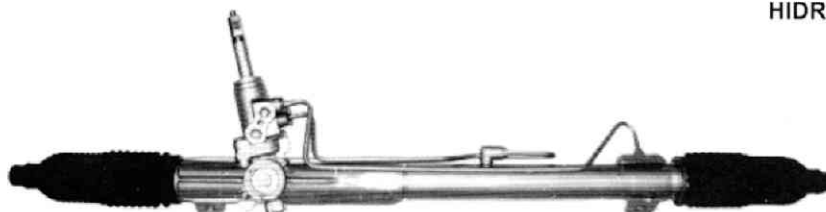
HIDRÁULICO



- SERVOTRONIC: SI

**X01.64.1590** Adaptable a: 407

HIDRÁULICO



**DIRECCIONES ASISTIDAS**

*DIRECTION ASSISTÉE / POWER STEERING RACKS*


SUSPENSION, DIRECCION Y TRANSMISION / SUSPENSION, TRANSMISION ET DIRECTION / SUSPENSION, TRANSMISSION AND STEERING

**PEUGEOT**



**X01.64.1675** Adaptable a: 504

HIDRÁULICO




- TERMINALES DESCR. : CON SILENTBLOCKS

- NO CONFUNDIR CON: 01641675

**X01.64.1680** Adaptable a: 504

HIDRÁULICO




- LONG. TOTAL (TERM-TERM) [MM]: 1124

- NO CONFUNDIR CON: 01641680

- TERMINALES DESCR. : CON AXIALES

**X02.64.4780** Adaptable a: 504


MANUAL



- TERMINALES DESCR. : CON SILENTBLOCKS

**X02.64.4785** Adaptable a: 504

MANUAL




- TERMINALES DESCR. : CON AXIALES

- LONG. TOTAL (TERM-TERM) [MM]: 1110

**X01.64.1780** Adaptable a: 505

HIDRÁULICO



- LONG. TOTAL (TERM-TERM) [MM]: 1144

- NO CONFUNDIR CON: 01641790

- DISTRIBUIDOR (VÁLVULA) DESCR.: HIERRO



DIRECCIONES ASISTIDAS


DIRECTION ASSISTÉE / POWER STEERING RACKS

**PEUGEOT**



**X01.64.1790** Adaptable a: 505

HIDRÁULICO



- DISTRIBUIDOR (VÁLVULA) DESCR.: ALUMINIO

- NO CONFUNDIR CON: 01641780

**X02.64.4790** Adaptable a: 505

MANUAL



**X01.64.1780** Adaptable a: 604

HIDRÁULICO



- LONG. TOTAL (TERM-TERM) [MM]: 1144

- NO CONFUNDIR CON: 01641790

- DISTRIBUIDOR (VÁLVULA) DESCR.: HIERRO


**X02.64.4790** Adaptable a: 604

MANUAL



**X01.64.1850** Adaptable a: 605

HIDRÁULICO



- LONG. TOTAL (TERM-TERM) [MM]: 1240

- NO CONFUNDIR CON: 01641855

**DIRECCIONES ASISTIDAS**

*DIRECTION ASSISTÉE / POWER STEERING RACKS*


SUSPENSIÓN, DIRECCIÓN Y TRANSMISIÓN / SUSPENSION, TRANSMISSION ET DIRECTION / SUSPENSION, TRANSMISSION AND STEERING

**PEUGEOT**



**X01.64.1855** Adaptable a: 605

HIDRÁULICO



- TERMINALES DESCR. : M16X1,50

- NO CONFUNDIR CON: 01641850

**X01.64.1860** Adaptable a: 605

HIDRÁULICO



- SERVOTRONIC: SI

- NO CONFUNDIR CON: 01641865

- TERMINALES DESCR. : M14X1,50

**X01.64.1865** Adaptable a: 605

HIDRÁULICO




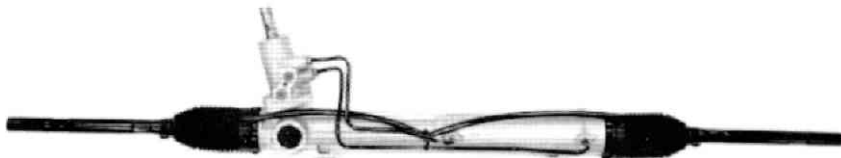
- SERVOTRONIC: SI

- NO CONFUNDIR CON: 01641860

- TERMINALES DESCR. : M16X1,50

**X01.64.1900** Adaptable a: 607


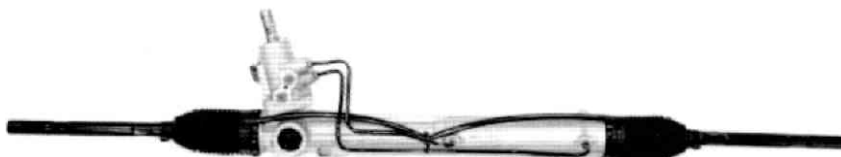
HIDRÁULICO



- SERVOTRONIC: NO

**X01.64.1905** Adaptable a: 607

HIDRÁULICO



- SERVOTRONIC: SI

DIRECCIONES ASISTIDAS

DIRECTION ASSISTÉE / POWER STEERING RACKS

**PEUGEOT**



**X01.16.2010** Adaptable a: 806

HIDRÁULICO  
TRW



- TUBOS HIDRÁULICOS: CONEXIÓN CON RACOR
- ALTURA PIÑÓN-CARCASA [MM]: 45
- NO CONFUNDIR CON: 01161700

- PIÑÓN DIRECCIÓN DESCR.: PLANOS PARALELOS
- FIJAC. DIRECCIÓN A CARR. DESCRIP.: ROSCA SOPORTES M14X1,5

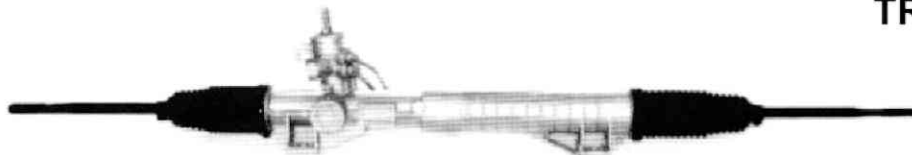
**X02.16.4800** Adaptable a: 806

MANUAL  
TRW




**X01.16.1700** Adaptable a: 807

HIDRÁULICO  
TRW



- TUBOS HIDRÁULICOS: CONEXIÓN CON TORNILLO Y ARANDELA




**X01.26.2015** Adaptable a: BOXER

HIDRÁULICO  
TRW



- PIÑÓN DIRECCIÓN DESCR.: ESTRIADO
- NO CONFUNDIR CON: 01262017

- FIJAC. DIRECCIÓN A CARR. DESCRIP.: ROSCA SOPORTES M12X1,25




**X01.26.2017** Adaptable a: BOXER

HIDRÁULICO  
TRW



- PIÑÓN DIRECCIÓN DESCR.: ESTRIADO
- NO CONFUNDIR CON: 01262015

- FIJAC. DIRECCIÓN A CARR. DESCRIP.: ROSCA SOPORTES M14X1,5



**DIRECCIONES ASISTIDAS**

**DIRECTION ASSISTÉE / POWER STEERING RACKS**


SUSPENSIÓN, DIRECCIÓN Y TRANSMISIÓN / SUSPENSION, TRANSMISSION ET DIRECTION / SUSPENSION, TRANSMISSION AND STEERING

**PEUGEOT**



**X01.26.2019** Adaptable a: **BOXER**

HIDRÁULICO  
TRW




- PIÑÓN DIRECCIÓN DESCR.: 22 ESTRÍAS  
- NO CONFUNDIR CON: 01262015; 01262017

- FIJAC. DIRECCIÓN A CARR. DESCRIP.: ROSCA SOPORTES M14X1,5

**X01.64.1402** Adaptable a: **BOXER**

HIDRÁULICO




- RACORES CONEXIÓN A LA BOMBA DESCRIP.: TUBOS ROSCADOS  
- PIÑÓN DIRECCIÓN DESCR.: LISO

- LONG. TOTAL (TERM-TERM) [MM]: 1170  
- NO CONFUNDIR CON: 01641400, 01162595


**X02.16.5000** Adaptable a: **BOXER**

MANUAL



**X01.16.2010** Adaptable a: **EXPERT**

HIDRÁULICO  
TRW



- TUBOS HIDRÁULICOS: CONEXIÓN CON RACOR  
- ALTURA PIÑÓN-CARACA [MM]: 45  
- NO CONFUNDIR CON: 01161700

- PIÑÓN DIRECCIÓN DESCR.: PLANOS PARALELOS  
- FIJAC. DIRECCIÓN A CARR. DESCRIP.: ROSCA SOPORTES M14X1,5

**X02.16.4800** Adaptable a: **EXPERT**

MANUAL  
TRW



DIRECCIONES ASISTIDAS



DIRECTION ASSISTÉE / POWER STEERING RACKS

**PEUGEOT**



**X01.26.2000** Adaptable a: **J5**

HIDRÁULICO  
TRW

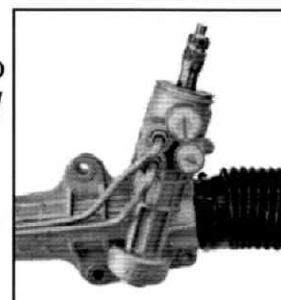



- TUBOS HIDRÁULICOS: INSERCIÓN EN CARCASA ARRIBA

- NO CONFUNDIR CON: 01262002

**X01.26.2002** Adaptable a: **J5**

HIDRÁULICO  
TRW



- TUBOS HIDRÁULICOS: INSERCIÓN EN CARCASA ATRÁS

- NO CONFUNDIR CON: 01262000


**X02.26.4900** Adaptable a: **J5**

MANUAL



**X01.16.2595** Adaptable a: **PARTNER**

HIDRÁULICO




- RACORES CONEXIÓN A LA BOMBA DESCRIP.: TUBOS ROSCADOS  
- PIÑÓN DIRECCIÓN DESCR.: PLANOS PARALELOS

- LONG. TOTAL (TERM-TERM) [MM]: 1170  
- NO CONFUNDIR CON: 01162585; 01162600; 01162610; 01641402

**X01.16.2600** Adaptable a: **PARTNER**

HIDRÁULICO



- RACORES CONEXIÓN A LA BOMBA DESCRIP.: TUBOS ROSCADOS  
- PIÑÓN DIRECCIÓN DESCR.: ESTRIADO

- LONG. TOTAL (TERM-TERM) [MM]: 1170  
- NO CONFUNDIR CON: 01162585; 01162595; 01162610

DIRECCIONES ASISTIDAS

DIRECTION ASSISTÉE / POWER STEERING RACKS

SUSPENSION, DIRECCION Y TRANSMISION / SUSPENSION, TRANSMISION ET DIRECTION / SUSPENSION, TRANSMISSION AND STEERING

PEUGEOT



**X01.64.1402** Adaptable a: **PARTNER**

HIDRÁULICO



- RACORES CONEXIÓN A LA BOMBA DESCRIP.: TUBOS ROSCADOS
- PIÑÓN DIRECCIÓN DESCR.: LISO

- LONG. TOTAL (TERM-TERM) [MM]: 1170
- NO CONFUNDIR CON: 01641400, 01162595

**X02.16.5400** Adaptable a: **PARTNER**

MANUAL



- PIÑÓN DIRECCIÓN DESCR.: PLANOS PARALELOS

## DIRECCIONES ASISTIDAS

DIRECTION ASSISTÉE / POWER STEERING RACKS

## REFERENCIAS ORIGINALES



OEN	NEUMARSA	OEN	NEUMARSA	OEN	NEUMARSA
4000.39	CITROEN\PEUGEOT X01.26.2000	4000E5	CITROEN\PEUGEOT X02.16.5000	400548	CITROEN\PEUGEOT X02.16.5390
4000.39	CITROEN\PEUGEOT X01.26.2000	4000F7	CITROEN\PEUGEOT X01.16.2545	400552	CITROEN\PEUGEOT X02.16.5390
4000.61	CITROEN\PEUGEOT X01.64.1200	4000FA	CITROEN\PEUGEOT X01.16.1600	400556	CITROEN\PEUGEOT X02.64.4625
4000.63	CITROEN\PEUGEOT X01.64.1200	4000FW	CITROEN\PEUGEOT X01.64.1900	400562	CITROEN\PEUGEOT X02.64.4735
4000.68	CITROEN\PEUGEOT X01.64.1200	4000G0	CITROEN\PEUGEOT X01.16.2545	400566	CITROEN\PEUGEOT X02.64.5380
4000.73	CITROEN\PEUGEOT X01.64.1450	4000G0	CITROEN\PEUGEOT X01.16.2555	4005A5	CITROEN\PEUGEOT X01.16.2485
4000.C2	CITROEN\PEUGEOT X01.64.1402	4000G5	CITROEN\PEUGEOT X01.64.1200	4005A5	CITROEN\PEUGEOT X01.16.2495
4000.C6	CITROEN\PEUGEOT X01.64.1850	4000G9	CITROEN\PEUGEOT X01.16.2600	4005A6	CITROEN\PEUGEOT X01.16.2485
4000.C8	CITROEN\PEUGEOT X01.64.1850	4000GE	CITROEN\PEUGEOT X01.64.1410	4005A6	CITROEN\PEUGEOT X01.16.2495
4000.CQ	CITROEN\PEUGEOT X01.16.2610	4000GH	CITROEN\PEUGEOT X01.64.1570	4000L9	CITROEN\PEUGEOT X01.64.1460
4000.E4	CITROEN\PEUGEOT X01.26.2015	4000GN	CITROEN\PEUGEOT X01.64.1900	4011.39	CITROEN\PEUGEOT X01.26.2000
4000.EC	CITROEN\PEUGEOT X01.26.2017	4000GV	CITROEN\PEUGEOT X01.16.1600	401117	CITROEN\PEUGEOT X01.64.1780
4000.EF	CITROEN\PEUGEOT X01.26.2017	4000J8	CITROEN\PEUGEOT X01.64.1100	4018H4	CITROEN\PEUGEOT X01.26.2015
4000.EJ	CITROEN\PEUGEOT X01.64.1570	4000JF	CITROEN\PEUGEOT X01.16.1700	4018H4	CITROEN\PEUGEOT X01.26.2017
4000.EW	CITROEN\PEUGEOT X01.64.1300	4000JW	CITROEN\PEUGEOT X01.26.2019	405417	PEUGEOT X01.64.1680
4000.EY	CITROEN\PEUGEOT X01.64.1300	4000K8	CITROEN\PEUGEOT X01.64.1550	904470979	CITROËN X02.26.4900
4000.G9	CITROEN\PEUGEOT X01.64.1200	4000K9	CITROEN\PEUGEOT X01.64.1550	91516336	CITROËN X02.16.4700
4000.GS	CITROEN\PEUGEOT X01.16.1700	4000KK	CITROEN\PEUGEOT X01.16.2595	9404005520	CITROËN X02.64.4625
4000.H2	CITROEN\PEUGEOT X01.64.1860	4000KQ	CITROEN\PEUGEOT X01.16.1600	9431020021	PEUGEOT X01.64.1200
4000.H4	CITROEN\PEUGEOT X01.64.1850	4000L4	CITROEN\PEUGEOT X01.16.2500	943106321	PEUGEOT X01.64.1780
4000.HW	CITROEN\PEUGEOT X01.64.1580	4000LJ	CITROEN\PEUGEOT X01.64.1590	9431235021	CITROËN X02.16.4700
4000.L9	CITROEN\PEUGEOT X01.64.1460	4000N4	CITROEN\PEUGEOT X01.64.1460	9431235021	CITROËN X02.16.5400
4000.N2	CITROEN\PEUGEOT X01.64.1460	4000N5	CITROEN\PEUGEOT X01.64.1460	9431266021	CITROËN X01.16.2495
4000.Q3	CITROEN\PEUGEOT X01.26.2015	4000O9	CITROEN\PEUGEOT X01.64.1790	9431267021	CITROËN X02.64.4770
4000.Q8	CITROEN\PEUGEOT X01.64.1855	4000P7	CITROEN\PEUGEOT X01.64.1550	9431296021	CITROËN X02.16.5000
4000.R0	CITROEN\PEUGEOT X01.64.1865	4000Q1	CITROEN\PEUGEOT X01.16.2300	9451030980	CITROËN X01.16.2545
4000.S0	CITROEN\PEUGEOT X01.16.2595	4000Q6	CITROEN\PEUGEOT X01.64.1580	9451030980	CITROËN X01.16.2555
4000.S8	CITROEN\PEUGEOT X01.16.2300	4000Q8	CITROEN\PEUGEOT X01.64.1850	9451114580	CITROËN X02.16.5400
4000.T1	CITROEN\PEUGEOT X01.64.1100	4000R8	CITROEN\PEUGEOT X01.16.2550	9451114780	CITROËN X01.16.2600
4000.V0	CITROEN\PEUGEOT X01.16.2300	4000S0	CITROEN\PEUGEOT X01.64.1402	9451136980	CITROËN X01.16.2485
4000.V4	CITROEN\PEUGEOT X01.64.1402	4000S2	CITROEN\PEUGEOT X02.16.5400	9451136980	CITROËN X01.16.2495
4000.W4	CITROEN\PEUGEOT X01.16.2545	4000S8	CITROEN\PEUGEOT X01.64.1100	9451137180	CITROËN X01.16.2485
4000.Y6	CITROEN\PEUGEOT X01.64.1580	4000T0	CITROEN\PEUGEOT X01.16.2500	9451137180	CITROËN X01.16.2495
4000.Y8	CITROEN\PEUGEOT X01.16.2495	4000T1	CITROEN\PEUGEOT X01.16.2300	9455304467	CITROËN X02.16.4650
4000.Y9	CITROEN\PEUGEOT X01.16.2485	4000V2	CITROEN\PEUGEOT X01.64.1400	9455304467	CITROËN X02.64.4625
400009	CITROEN\PEUGEOT X01.64.1790	4000V4	CITROEN\PEUGEOT X01.64.1400	9455341780	CITROËN X02.16.4650
400021	CITROEN\PEUGEOT X02.64.4625	4000V6	CITROEN\PEUGEOT X01.64.1400	94558157879	CITROËN X02.26.4900
400023	CITROEN\PEUGEOT X02.64.4625	4000W2	CITROEN\PEUGEOT X01.16.2585	9455851480	CITROËN X01.16.2600
400025	PEUGEOT X02.64.4770	4000W8	CITROEN\PEUGEOT X02.16.5200	9458108980	CITROËN X01.16.2595
400039	CITROEN\PEUGEOT X01.26.2002	4000X4	CITROEN\PEUGEOT X01.64.1855	95569461	CITROËN X02.16.4200
400041	PEUGEOT X02.16.4700	4000Z8	CITROEN\PEUGEOT X01.64.1560	9561572080	CITROËN X02.16.4500
400046	CITROEN\PEUGEOT X01.64.1580	4000Z8	CITROEN\PEUGEOT X01.64.1570	9561572280	CITROËN X02.16.4510
400053	PEUGEOT X02.64.5190	4001.26	CITROEN\PEUGEOT X01.16.2010	95615724	CITROËN X01.16.1505
400054	CITROEN\PEUGEOT X02.16.5200	4001.28	CITROEN\PEUGEOT X01.16.2010	95615724	CITROËN X01.16.1510
400054	PEUGEOT X02.64.5190	4001.26	CITROEN\PEUGEOT X01.16.2010	95619459	CITROËN X02.16.4200
400064	CITROEN\PEUGEOT X01.64.1200	4001.28	CITROEN\PEUGEOT X01.16.2010	95659527	CITROËN X02.16.4200
400065	CITROEN\PEUGEOT X01.64.1200	400134	CITROEN\PEUGEOT X01.16.2010	9615351830	CITROËN X02.64.4740
400069	CITROEN\PEUGEOT X01.64.1200	400100	CITROEN\PEUGEOT X01.64.1450	9620470430	CITROËN X02.16.5200
400072	CITROEN\PEUGEOT X01.64.1450	4002.97	CITROEN\PEUGEOT X01.64.1780	9620470430	CITROËN X02.64.5190
400075	CITROEN\PEUGEOT X01.64.1450	400237	CITROEN\PEUGEOT X02.64.4550	9622764830	CITROËN X01.16.2490
400089	CITROEN\PEUGEOT X01.16.2300	400243	CITROEN\PEUGEOT X02.64.4780	9626294530	CITROËN X01.16.2611
400089	CITROEN\PEUGEOT X01.64.1100	400245	CITROEN\PEUGEOT X02.64.4760	9626294580	CITROËN X01.16.2585
4000AA	CITROEN\PEUGEOT X01.16.2593	400254	CITROEN\PEUGEOT X02.64.4725	96307307	CITROËN X01.16.2590
4000AA	CITROEN\PEUGEOT X01.16.2600	400257	CITROEN\PEUGEOT X02.64.4725	7901400258	CITROËN X02.16.5370
4000AG	CITROEN\PEUGEOT X01.16.2490	400264	CITROEN\PEUGEOT X02.64.4730	7901400258	CITROËN X02.16.5390
4000AR	CITROEN\PEUGEOT X01.64.1300	400270	CITROEN\PEUGEOT X02.64.4790	96559459	CITROËN X02.16.4200
4000AX	CITROEN\PEUGEOT X01.64.1300	400282	CITROEN\PEUGEOT X02.64.4785	9750005810	CITROËN X02.26.4900
4000C0	PEUGEOT X02.64.4740	400286	CITROEN\PEUGEOT X02.64.4730	9750012099	CITROËN X02.26.4900
4000C2	CITROEN\PEUGEOT X01.64.1400	400293	CITROEN\PEUGEOT X02.64.4785	97911300380	CITROËN X02.26.4900
4000CA	CITROEN\PEUGEOT X01.16.2585	400295	CITROEN\PEUGEOT X02.64.4790		
4000CF	CITROEN\PEUGEOT X01.64.1560	4004.E4	CITROEN\PEUGEOT X01.26.2015		
4000CS	CITROEN\PEUGEOT X01.64.1300	400456	CITROEN\PEUGEOT X01.64.1680		
4000CY	CITROEN\PEUGEOT X01.64.1905	4004E4	CITROEN\PEUGEOT X01.26.2017		
4000E0	CITROEN\PEUGEOT X01.64.1400	400511	CITROEN\PEUGEOT X02.26.4900		
4000E2	CITROEN\PEUGEOT X01.16.2545	400517	CITROEN\PEUGEOT X02.64.4550		
4000E2	CITROEN\PEUGEOT X01.16.2555				